

**Introductory sub-table (I)(a)**

Name of the Company:

SAFFRON INDUSTRIES LIMITED

Scrip Code, Name of the scrip, class of security:

531436

Quarter ended:

30/06/2014

<b>Partly paid-up shares:-</b>	<b>No. of partly paid-up shares</b>	<b>As a % of total no. of partly paid-up shares</b>	<b>As a % of total no. of shares of the company</b>
Held by promoter/promoter group	NIL	NIL	NIL
Held by public	NIL	NIL	NIL
<b>Total - D</b>	<b>NIL</b>	<b>NIL</b>	<b>NIL</b>
<b>Outstanding convertible securities:-</b>	<b>No. of outstanding securities</b>	<b>As a % of total no. of outstanding convertible securities</b>	<b>As a % of total no. of shares of the company, assuming full conversion of the convertible securities</b>
Held by promoter/promoter group	NIL	NIL	NIL
Held by public	NIL	NIL	NIL
<b>Total - E</b>	<b>NIL</b>	<b>NIL</b>	<b>NIL</b>
<b>Warrants:-</b>	<b>No. of warrants</b>	<b>As a % of total no. of warrants</b>	<b>As a % of total no. of shares of the company, assuming full conversion of warrants</b>
Held by promoter/promoter group	NIL	NIL	NIL
Held by public	NIL	NIL	NIL
<b>Total - F</b>	<b>NIL</b>	<b>NIL</b>	<b>NIL</b>
<b>Total paid-up capital of the company, assuming full conversion of warrants and convertible securities</b>	<b>7185200</b>		

For SAFFRON INDUSTRIES LTD



MANAGING DIRECTOR

**Statement Showing Shareholding Pattern**

Company Name: SAFFRON INDUSTRIES LIMITED

**Table (I)(a)**


Category code	Category of Shareholder	Number of Shareholders	Total number of shares	Number of shares held in dematerialized form	Total shareholding as a percentage of total number of shares		Shares Pledged or otherwise encumbered	
					As a percentage of (A+B)1	As a percentage of (A+B+C)	Number of shares	As a percentage
(I)	(II)	(III)	(IV)	(V)	(VI)	(VII)	(VIII)	(IX)= (VIII)/(IV)*100
<b>(A)</b>	<b>Shareholding of Promoter and Promoter Group</b>							
<b>1</b>	<b>Indian</b>							
(a)	Individuals/ HUF	0	0	0	0.00	0.00	0	0.00
(b)	Central Govt./ State Govt.(s)	0	0	0	0.00	0.00	0	0.00
(c)	Bodies Corporate	8	1062800	963100	14.79	14.79	0	0.00
(d)	Financial Institutions/ Banks	0	0	0	0.00	0.00	0	0.00
(e)	Any Others(Specify)							
(e-i)	Directors Relatives	10	183533	108233	2.55	2.55	0	0.00
(e-ii)	Directors	6	3090256	1449156	43.01	43.01	0	0.00
	<b>Sub Total(A)(1)</b>	<b>24</b>	<b>4336589</b>	<b>2520489</b>	<b>60.35</b>	<b>60.35</b>	<b>0</b>	<b>0.00</b>
<b>2</b>	<b>Foreign</b>							
a	Individuals (NRI/Foreign Individuals)	0	0	0	0.00	0.00	0	0.00
b	Bodies Corporate	0	0	0	0.00	0.00	0	0.00
c	Institutions	0	0	0	0.00	0.00	0	0.00
d	Qualified Foreign Investor	0	0	0	0.00	0.00	0	0.00
e	Any Others(Specify)	0	0	0	0.00	0.00	0	0.00
	<b>Sub Total(A)(2)</b>	<b>0</b>	<b>0</b>	<b>0</b>	<b>0.00</b>	<b>0.00</b>	<b>0</b>	<b>0.00</b>
	<b>Total Shareholding of Promoter and Promoter Group (A)= (A)(1)+(A)(2)</b>	<b>24</b>	<b>4336589</b>	<b>2520489</b>	<b>60.35</b>	<b>60.35</b>	<b>0</b>	<b>0.00</b>

For SAFFRON INDUSTRIES LTD

  
**MANAGING DIRECTOR**


<b>(B)</b>	<b>Public shareholding</b>							
	<b>1 Institutions</b>							
(a)	Mutual Funds/ UTI	1	7600	0	0.11	0.11	0	0.00
(b)	Financial Institutions / Banks	0	0	0	0.00	0.00	0	0.00
(c)	Central Government/ State Government(s)	0	0	0	0.00	0.00	0	0.00
(d)	Venture Capital Funds	0	0	0	0.00	0.00	0	0.00
(e)	Insurance Companies	0	0	0	0.00	0.00	0	0.00
(f)	Foreign Institutional Investors	0	0	0	0.00	0.00	0	0.00
(g)	Foreign Venture Capital Investors	0	0	0	0.00	0.00	0	0.00
(h)	Qualified Foreign Investor	0	0	0	0.00	0.00	0	0.00
(i)	Any Other (specify)	0	0	0	0.00	0.00	0	0.00
	<b>Sub-Total (B)(1)</b>	<b>1</b>	<b>7600</b>	<b>0</b>	<b>0.11</b>	<b>0.11</b>	<b>0</b>	<b>0.00</b>
	<b>B 2 Non-institutions</b>							
(a)	Bodies Corporate	49	233843	227643	3.25	3.25	0	0.00
(b)	Individuals							
I	Ind-Hold nominal shr capital upto Rs	1729	1575094	945284	21.92	21.92	0	0.00
II	Ind-Hold nominal shr capital in excess of Rs.1L	36	1017528	994528	14.16	14.16	0	0.00
(c)	Qalified Foregin Investor	0	0	0	0.00	0.00	0	0.00
(d)	Any Other (specify)							
(d-i)	Others	0	0	0	0.00	0.00	0	0.00
(d-ii)	Clearing member	1	9000	9000	0.13	0.13	0	0.00
(d-iii)	NRIs	5	5546	5546	0.08	0.08	0	0.00
(d-iv)	NRI Corp Bodies	0	0	0	0.00	0.00	0	0.00
(d-v)	Foreign Corp Bodies (Including FDI)	0	0	0	0.00	0.00	0	0.00

For SAFFRON INDUSTRIES LTD

  
MANAGING DIRECTOR

(d-vi)	Customers	0	0	0	0.00	0.00	0	0.00
(d-vii)	Suppliers	0	0	0	0.00	0.00	0	0.00
(d-viii)	Foreign Nationals	0	0	0	0.00	0.00	0	0.00
(d-ix)	Trusts	0	0	0	0.00	0.00	0	0.00
(d-x)	Foreign (Promoters)	0	0	0	0.00	0.00	0	0.00
(d-xi)	Directors	0	0	0	0.00	0.00	0	0.00
(d-xii)	Directors Relatives	0	0	0	0.00	0.00	0	0.00
(d-xiii)	Foreign Individuals (Including FDI)	0	0	0	0.00	0.00	0	0.00
	<b>Sub-Total (B)(2)</b>	<b>1820</b>	<b>2841011</b>	<b>2182001</b>	<b>39.54</b>	<b>39.54</b>	<b>0</b>	<b>0.00</b>
<b>(B)</b>	<b>Total Public Shareholding (B)= (B)(1)+(B)(2)</b>	<b>1821</b>	<b>2848611</b>	<b>2182001</b>	<b>39.65</b>	<b>39.65</b>	<b>0</b>	<b>0.00</b>
	<b>TOTAL (A)+(B)</b>	<b>1845</b>	<b>7185200</b>	<b>4702490</b>	<b>100.00</b>	<b>100.00</b>	<b>0</b>	<b>0.00</b>
<b>(C)</b>	<b>Shares held by Custodians and against which Depository Receipts have been issued</b>							
1	Promoter and Promoter Group	0	0	0	0.00	0.00	0	0.00
2	Public -	0	0	0	0.00	0.00	0	0.00
	<b>Sub-Total (C)</b>	<b>0</b>	<b>0</b>	<b>0</b>	<b>0.00</b>	<b>0.00</b>	<b>0</b>	<b>0.00</b>
	<b>GRAND TOTAL (A)+(B)+(C)</b>	<b>1845</b>	<b>7185200</b>	<b>4702490</b>	<b>100.00</b>	<b>100.00</b>	<b>0</b>	<b>0.00</b>

For SAFFRON INDUSTRIES LTD



MANAGING DIRECTOR

**(I)(b) Statement showing holding of securities (including shares, warrants, convertible securities) of persons belonging to the category "Promoter and Promoter Group"**

Sr. No.	Name of the shareholder	Details of Shares held		Encumbered shares (*)			Details of warrants		Details of convertible securities		Total shares (including underlying shares assuming full conversion of warrants and convertible securities) as a % of diluted share capital
		Number of shares held	As a % of grand total (A) +(B) +(C)	No.	As a percent age	As a % of grand total (A)+(B)+(C) of sub-clause (I)(a)	Number of warrants held	As a % Total Number of warrants of the same Class	Number of convertible securities held	As a % Total Number of convertible securities of the same Class	
(I)	(II)	(III)	(IV)	(V)	(VI)	(VII)	(VIII)	(IX)	(X)	(XI)	(XII)
1	ANUPAMA MAHESHWARI	3400	0.05	0	0.00	0.00	0	0.00	0	0.00	0.00
2	ANUPAMA N MAHESHWARI	42500	0.59	0	0.00	0.00	0	0.00	0	0.00	0.00
3	ANUPAMA NIMISH MAHESHWARI	48160	0.67	0	0.00	0.00	0	0.00	0	0.00	0.00
4	MADHYADESH CONSTRUCTION AND FINANCE PVT	456500	6.35	0	0.00	0.00	0	0.00	0	0.00	0.00
5	MADHYADESH HOLDINGS PVT LTD	133700	1.86	0	0.00	0.00	0	0.00	0	0.00	0.00

For SAFFRON INDUSTRIES LTD



MANAGING DIRECTOR

6	MADHYADESH PRESS PVT LTD	1000	0.01	0	0.00	0.00	0	0.00	0	0.00	0.00
7	NAVA BHARAT PRESS (NAGPUR) PVT LTD	321700	4.48	0	0.00	0.00	0	0.00	0	0.00	0.00
8	NAVA BHARAT PRESS (NAGPUR) PVT.LTD.	300	0.00	0	0.00	0.00	0	0.00	0	0.00	0.00
9	NAVA BHARAT PRESS LTD	50200	0.70	0	0.00	0.00	0	0.00	0	0.00	0.00
10	NAVA BHARAT PRESS LTD	50200	0.70	0	0.00	0.00	0	0.00	0	0.00	0.00
11	NAVA BHARAT PRESS NAGPUR P LTD	49200	0.69	0	0.00	0.00	0	0.00	0	0.00	0.00
12	NILESH MAHESHWARI	3400	0.05	0	0.00	0.00	0	0.00	0	0.00	0.00
13	NIMISH MAHESHWARI	550000	7.66	0	0.00	0.00	0	0.00	0	0.00	0.00
14	NIMISH MAHESHWARI	3900	0.05	0	0.00	0.00	0	0.00	0	0.00	0.00
15	NIMISH VINOD MAHESHWARI	753956	10.49	0	0.00	0.00	0	0.00	0	0.00	0.00
16	SHRIRANGA MAHESHWARI	23400	0.33	0	0.00	0.00	0	0.00	0	0.00	0.00
17	SHRIRANGA VINOD MAHESHWARI	50695	0.71	0	0.00	0.00	0	0.00	0	0.00	0.00
18	SHRIRANGADEVI VINOD MAHESHWARI	100	0.00	0	0.00	0.00	0	0.00	0	0.00	0.00
19	SHUBHA MAHESHWARI	400	0.01	0	0.00	0.00	0	0.00	0	0.00	0.00
20	VAIBHAV N MAHESHWARI	2500	0.04	0	0.00	0.00	0	0.00	0	0.00	0.00
21	VINEETA JAJU	8978	0.13	0	0.00	0.00	0	0.00	0	0.00	0.00
22	VINOD MAHESHWARI	3900	0.05	0	0.00	0.00	0	0.00	0	0.00	0.00
23	VINOD MAHESHWARI	1063500	14.80	0	0.00	0.00	0	0.00	0	0.00	0.00
24	VINOD RAMGOPAL MAHESHWARI	715000	9.95	0	0.00	0.00	0	0.00	0	0.00	0.00
	<b>TOTAL</b>	<b>4336589</b>	<b>60.35</b>	<b>0</b>	<b>0.00</b>	<b>0.00</b>	<b>0</b>	<b>0.00</b>	<b>0</b>	<b>0.00</b>	<b>0.00</b>

(\* ) The term "encumbrance" has the same meaning as assigned to it in regulation 28(3) of the SAST Regulations, 2011

For SAFFRON INDUSTRIES LTD

  
MANAGING DIRECTOR


**(I)(c)(i) Statement showing holding of securities (including shares, warrants, convertible securities) of persons belonging to the category "Public" and holding more than 1% of the total number of shares**

Sr. No.	Name of the shareholder	Number of shares held	Shares as a percentage of total number of shares {i.e., Grand Total (A)+(B)+(C) indicated in Statement at para (I)(a) above}	Details of warrants		Details of		Total shares (including underlying shares assuming full Conversion of warrants and convertible securities) as a % of diluted share capital
				Number of warrants held	As a % Total Number of warrants of the same Class	Number of convertible securities held	As a % Total Number of convertible securities of the same Class	
1	DEEPINDER SINGH POONIAN	200000	2.78	0	0.00	0.00	0	0.00
2	RAJU AJIT BHANDARI	100000	1.39	0	0.00	0.00	0	0.00
	<b>TOTAL</b>	<b>300000</b>	<b>4.17</b>	<b>0</b>	<b>0.00</b>	<b>0.00</b>	<b>0</b>	<b>0.00</b>

**(I)(c)(ii) Statement showing holding of securities (including shares, warrants, convertible securities) of persons (together with PAC) belonging to the category "Public" and holding more than 5% of the total number of shares of the company**

Sr. No.	Name(s) of the shareholder(s) and the Persons Acting in Concert (PAC) with them	Number of shares	Shares as a percentage of total number of shares {i.e., Grand Total (A)+(B)+(C) indicated in Statement at para (I)(a) above}	Details of warrants		Details of		Total shares (including underlying shares assuming full Conversion of warrants and convertible securities) as a % of diluted share capital
				Number of warrants	As a % Total Number of warrants of the same Class	Number of convertible securities held	% w.r.t Total Number of convertible securities of the same Class	
1		0	0.00	0	0.00	0	0.00	0.00
	<b>TOTAL</b>	<b>0</b>	<b>0.00</b>	<b>0</b>	<b>0.00</b>	<b>0</b>	<b>0.00</b>	<b>0.00</b>

For SAFFRON INDUSTRIES LTD



MANAGING DIRECTOR

**(I)(d) Statement showing details of locked-in shares**

Sr. No.	Name of the shareholder	Number of locked-in shares	Locked-in shares as a percentage of total number of shares {i.e., Grand Total (A)+(B)+(C) indicated in Statement at para (I)(a) above}	Promoter / Promoter Group / Public
1		0	0.00	
	<b>TOTAL</b>	<b>0</b>	<b>0.00</b>	

For SAFFRON INDUSTRIES LTD



MANAGING DIRECTOR



**(II)(a) Statement showing details of Depository Receipts (DRs)**

Sr. No.	Type of outstanding DR (ADRs, GDRs, SDRs, etc.)	Number of outstanding DRs	Number of shares underlying outstanding DRs	Shares underlying outstanding DRs as a percentage of total number of shares {i.e., Grand Total (A)+(B)+(C) indicated in Statement at para (I)(a) above}
1		0	0	0
	<b>TOTAL</b>	<b>0</b>	<b>0</b>	<b>0</b>

**(II)(b) Statement showing holding of Depository Receipts (DRs), where underlying shares held by 'promoter/promoter group' are in excess of 1% of the total number of shares**

Sr. No.	Name of the DR Holder	Type of outstanding DR (ADRs, GDRs, SDRs, etc.)	Number of shares underlying outstanding DRs	Shares underlying outstanding DRs as a percentage of total number of shares {i.e., Grand Total (A)+(B)+(C) indicated in Statement at para (I)(a) above}
1		0	0	0
	<b>TOTAL</b>	<b>0</b>	<b>0</b>	<b>0</b>

For SAFFRON INDUSTRIES LTD



MANAGING DIRECTOR