

**Introductory sub-table (I)(a)**

<b>Name of the Company:</b>	SAFFRON INDUSTRIES LIMITED		
<b>Scrip Code, Name of the scrip, class of security:</b>	531436		
<b>Quarter ended:</b>	30/09/2015		
<b>Partly paid-up shares:-</b>	<b>No. of partly paid-up shares</b>	<b>As a % of total no. of partly paid-up shares</b>	<b>As a % of total no. of shares of the company</b>
Held by promoter/promoter group	NIL	NIL	NIL
Held by public	NIL	NIL	NIL
<b>Total - D</b>	<b>NIL</b>	<b>NIL</b>	<b>NIL</b>
<b>Outstanding convertible securities:-</b>	<b>No. of outstanding securities</b>	<b>As a % of total no. of outstanding convertible securities</b>	<b>As a % of total no. of shares of the company, assuming full conversion of the convertible securities</b>
Held by promoter/promoter group	NIL	NIL	NIL
Held by public	NIL	NIL	NIL
<b>Total - E</b>	<b>NIL</b>	<b>NIL</b>	<b>NIL</b>
<b>Warrants:-</b>	<b>No. of warrants</b>	<b>As a % of total no. of warrants</b>	<b>As a % of total no. of shares of the company, assuming full conversion of warrants</b>
Held by promoter/promoter group	NIL	NIL	NIL
Held by public	NIL	NIL	NIL
<b>Total - F</b>	<b>NIL</b>	<b>NIL</b>	<b>NIL</b>
<b>Total paid-up capital of the company, assuming full conversion of warrants and convertible securities</b>	<b>7185200</b>		

For SAFFRON INDUSTRIES LTD



**MANAGING DIRECTOR**


**Statement Showing Shareholding Pattern**

Company Name: SAFFRON INDUSTRIES LIMITED

**Table (I)(a)**

Category code	Category of Shareholder	Number of Shareholders	Total number of shares	Number of shares held in dematerialized form	Total shareholding as a percentage of total number of shares		Shares Pledged or otherwise encumbered	
					As a percentage of (A+B)1	As a percentage of (A+B+C)	Number of shares	As a percentage
(I)	(II)	(III)	(IV)	(V)	(VI)	(VII)	(VIII)	(IX)= (VIII)/(IV)*100
<b>(A)</b>	<b>Shareholding of Promoter and Promoter Group</b>							
	<b>1 Indian</b>							
(a)	Individuals/ HUF	0	0	0	0.00	0.00	0	0.00
(b)	Central Govt./ State Govt.(s)	0	0	0	0.00	0.00	0	0.00
(c)	Bodies Corporate	8	1062800	963100	14.79	14.79	0	0.00
(d)	Financial Institutions/ Banks	0	0	0	0.00	0.00	0	0.00
(e)	Any Others(Specify)							
(e-i)	Directors Relatives	9	180133	108233	2.51	2.51	0	0.00
(e-ii)	Directors	6	3103617	1459117	43.19	43.19	0	0.00
	<b>Sub Total(A)(1)</b>	<b>23</b>	<b>4346550</b>	<b>2530450</b>	<b>60.49</b>	<b>60.49</b>	<b>0</b>	<b>0.00</b>
	<b>2 Foreign</b>							
a	Individuals (NRI/Foreign Individuals)	0	0	0	0.00	0.00	0	0.00
b	Bodies Corporate	0	0	0	0.00	0.00	0	0.00
c	Institutions	0	0	0	0.00	0.00	0	0.00
d	Qualified Foreign Investor	0	0	0	0.00	0.00	0	0.00
e	Any Others(Specify)	0	0	0	0.00	0.00	0	0.00
	<b>Sub Total(A)(2)</b>	<b>0</b>	<b>0</b>	<b>0</b>	<b>0.00</b>	<b>0.00</b>	<b>0</b>	<b>0.00</b>
	<b>Total Shareholding of Promoter and Promoter Group (A)= (A)(1)+(A)(2)</b>	<b>23</b>	<b>4346550</b>	<b>2530450</b>	<b>60.49</b>	<b>60.49</b>	<b>0</b>	<b>0.00</b>

For SAFFRON INDUSTRIES LTD



**MANAGING DIRECTOR**

(B)	Public shareholding							
<b>1</b>	<b>Institutions</b>							
(a)	Mutual Funds/ UTI	1	7600	0	0.11	0.11	0	0.00
(b)	Financial Institutions / Banks	0	0	0	0.00	0.00	0	0.00
(c)	Central Government/ State Government(s)	0	0	0	0.00	0.00	0	0.00
(d)	Venture Capital Funds	0	0	0	0.00	0.00	0	0.00
(e)	Insurance Companies	0	0	0	0.00	0.00	0	0.00
(f)	Foreign Institutional Investors	0	0	0	0.00	0.00	0	0.00
(g)	Foreign Venture Capital Investors	0	0	0	0.00	0.00	0	0.00
(h)	Qualified Foreign Investor	0	0	0	0.00	0.00	0	0.00
(i)	Any Other (specify)	0	0	0	0.00	0.00	0	0.00
	<b>Sub-Total (B)(1)</b>	<b>1</b>	<b>7600</b>	<b>0</b>	<b>0.11</b>	<b>0.11</b>	<b>0</b>	<b>0.00</b>
<b>B 2</b>	<b>Non-institutions</b>							
(a)	Bodies Corporate	42	168287	162087	2.34	2.34	0	0.00
(b)	Individuals							
I	Ind-Hold nominal shr capital upto Rs.1L	1752	1621991	1000381	22.57	22.57	0	0.00
II	Ind-Hold nominal shr capital in excess of Rs.1L	36	1032096	1021596	14.36	14.36	0	0.00
(c)	Qualified Foreign Investor	0	0	0	0.00	0.00	0	0.00
(d)	Any Other (specify)							
(d-i)	Others	0	0	0	0.00	0.00	0	0.00
(d-ii)	Clearing member	3	2130	2130	0.03	0.03	0	0.00
(d-iii)	NRIs	6	6546	6546	0.09	0.09	0	0.00
(d-iv)	NRI Corp Bodies	0	0	0	0.00	0.00	0	0.00
(d-v)	Foreign Corp Bodies (Including FDI)	0	0	0	0.00	0.00	0	0.00
(d-vi)	Customers	0	0	0	0.00	0.00	0	0.00
(d-vii)	Suppliers	0	0	0	0.00	0.00	0	0.00
(d-viii)	Foreign Nationals	0	0	0	0.00	0.00	0	0.00

For SAFFRON INDUSTRIES LTD



MANAGING DIRECTOR

(d-ix)	Trusts	0	0	0	0.00	0.00	0	0.00
(d-x)	Foreign (Promoters)	0	0	0	0.00	0.00	0	0.00
(d-xi)	Directors	0	0	0	0.00	0.00	0	0.00
(d-xii)	Directors Relatives	0	0	0	0.00	0.00	0	0.00
(d-xiii)	Foreign Individuals (Including FDI)	0	0	0	0.00	0.00	0	0.00
	<b>Sub-Total (B)(2)</b>	<b>1839</b>	<b>2831050</b>	<b>2192740</b>	<b>39.40</b>	<b>39.40</b>	<b>0</b>	<b>0.00</b>
<b>(B)</b>	<b>Total Public Shareholding (B)= (B)(1)+(B)(2)</b>	<b>1840</b>	<b>2838650</b>	<b>2192740</b>	<b>39.51</b>	<b>39.51</b>	<b>0</b>	<b>0.00</b>
	<b>TOTAL (A)+(B)</b>	<b>1863</b>	<b>7185200</b>	<b>4723190</b>	<b>100.00</b>	<b>100.00</b>	<b>0</b>	<b>0.00</b>
<b>(C)</b>	<b>Shares held by Custodians and against which Depository Receipts have been issued</b>							
1	Promoter and Promoter Group	0	0	0	0.00	0.00	0	0.00
2	Public -	0	0	0	0.00	0.00	0	0.00
	<b>Sub-Total (C)</b>	<b>0</b>	<b>0</b>	<b>0</b>	<b>0.00</b>	<b>0.00</b>	<b>0</b>	<b>0.00</b>
	<b>GRAND TOTAL (A)+(B)+(C)</b>	<b>1863</b>	<b>7185200</b>	<b>4723190</b>	<b>100.00</b>	<b>100.00</b>	<b>0</b>	<b>0.00</b>

For SAFFRON INDUSTRIES LTD




MANAGING DIRECTOR

(I)(b) Statement showing holding of securities (including shares, warrants, convertible securities) of persons belonging to the category "Promoter and Promoter Group"

Sr. No.	Name of the shareholder	Details of Shares held		Encumbered shares (*)			Details of warrants		Details of convertible securities		Total shares (including underlying shares assuming full conversion of warrants and convertible securities) as a % of diluted share capital
		Number of shares held	As a % of grand total (A)+(B)+(C)	No.	As a percent age	As a % of grand total (A)+(B)+(C) of sub-clause (I)(a)	Number of warrants held	As a % Total Number of warrants of the same Class	Number of convertible securities held	As a % Total Number of convertible securities of the same Class	
(I)	(II)	(III)	(IV)	(V)	(VI)	(VII)	(VIII)	(IX)	(X)	(XI)	(XII)
1	ANUPAMA MAHESHWARI	3400	0.05	0	0.00	0.00	0	0.00	0	0.00	0.00
2	ANUPAMA N MAHESHWARI	42500	0.59	0	0.00	0.00	0	0.00	0	0.00	0.00
3	ANUPAMA NIMISH MAHESHWARI	48160	0.67	0	0.00	0.00	0	0.00	0	0.00	0.00
4	MADHYADESH CONSTRUCTION AND FINANCE PVT LTD	456500	6.35	0	0.00	0.00	0	0.00	0	0.00	0.00
5	MADHYADESH HOLDINGS PVT LTD	133700	1.86	0	0.00	0.00	0	0.00	0	0.00	0.00
6	MADHYADESH PRESS PVT LTD	1000	0.01	0	0.00	0.00	0	0.00	0	0.00	0.00
7	NAVA BHARAT PRESS (NAGPUR) PVT LTD	321700	4.48	0	0.00	0.00	0	0.00	0	0.00	0.00
8	NAVA BHARAT PRESS (NAGPUR) PVT.LTD.	300	0.00	0	0.00	0.00	0	0.00	0	0.00	0.00

For SAFFRON INDUSTRIES LTD




MANAGING DIRECTOR

9	NAVA BHARAT PRESS LTD	50200	0.70	0	0.00	0.00	0	0.00	0	0.00	0.00
10	NAVA BHARAT PRESS LTD	50200	0.70	0	0.00	0.00	0	0.00	0	0.00	0.00
11	NAVA BHARAT PRESS NAGPUR P LTD	49200	0.69	0	0.00	0.00	0	0.00	0	0.00	0.00
12	NIMISH MAHESHWARI	3900	0.05	0	0.00	0.00	0	0.00	0	0.00	0.00
13	NIMISH MAHESHWARI	550000	7.66	0	0.00	0.00	0	0.00	0	0.00	0.00
14	NIMISH VINOD MAHESHWARI	763917	10.63	0	0.00	0.00	0	0.00	0	0.00	0.00
15	SHRIRANGA MAHESHWARI	23400	0.33	0	0.00	0.00	0	0.00	0	0.00	0.00
16	SHRIRANGA VINOD MAHESHWARI	50695	0.71	0	0.00	0.00	0	0.00	0	0.00	0.00
17	SHRIRANGADEVI VINOD MAHESHWARI	100	0.00	0	0.00	0.00	0	0.00	0	0.00	0.00
18	SHUBHA MAHESHWARI	400	0.01	0	0.00	0.00	0	0.00	0	0.00	0.00
19	VAIBHAV N MAHESHWARI	2500	0.04	0	0.00	0.00	0	0.00	0	0.00	0.00
20	VINEETA JAJU	8978	0.13	0	0.00	0.00	0	0.00	0	0.00	0.00
21	VINOD MAHESHWARI	3900	0.05	0	0.00	0.00	0	0.00	0	0.00	0.00
22	VINOD MAHESHWARI	1063500	14.80	0	0.00	0.00	0	0.00	0	0.00	0.00
23	VINOD RAMGOPAL MAHESHWARI	718400	10.00	0	0.00	0.00	0	0.00	0	0.00	0.00
	<b>TOTAL</b>	<b>4346550</b>	<b>60.49</b>	<b>0</b>	<b>0.00</b>	<b>0.00</b>	<b>0</b>	<b>0.00</b>	<b>0</b>	<b>0.00</b>	<b>0.00</b>

(\*) The term "encumbrance" has the same meaning as assigned to it in regulation 28(3) of the SAST Regulations, 2011

For SAFFRON INDUSTRIES LTD



MANAGING DIRECTOR

(I)(c)(i) Statement showing holding of securities (including shares, warrants, convertible securities) of persons belonging to the category "Public" and holding more than 1% of the total number of shares

Sr. No.	Name of the shareholder	Number of shares held	Shares as a percentage of total number of shares {i.e., Grand Total (A)+(B)+(C) indicated in Statement at para (I)(a) above}	Details of warrants		Details of convertible		Total shares (including underlying shares assuming full Conversion of warrants and convertible securities) as a % of diluted share capital
				Number of warrants held	As a % Total Number of warrants of the same Class	Number of convertible securities held	As a % Total Number of convertible securities of the same Class	
1	RAJU AJIT BHANDARI	100000	1.39	0	0.00	0.00	0	0.00
2	RAJU BHANDARI	160914	2.24	0	0.00	0.00	0	0.00
	<b>TOTAL</b>	<b>260914</b>	<b>3.63</b>	<b>0</b>	<b>0.00</b>	<b>0.00</b>	<b>0</b>	<b>0.00</b>

(I)(c)(ii) Statement showing holding of securities (including shares, warrants, convertible securities) of persons (together with PAC) belonging to the category "Public" and holding more than 5% of the total number of shares of the company

Sr. No.	Name(s) of the shareholder(s) and the Persons Acting in Concert (PAC) with them	Number of shares	Shares as a percentage of total number of shares {i.e., Grand Total (A)+(B)+(C) indicated in Statement at para (I)(a) above}	Details of warrants		Details of convertible		Total shares (including underlying shares assuming full Conversion of warrants and convertible securities) as a % of diluted share capital
				Number of warrants	As a % Total Number of warrants of the same Class	Number of convertible securities held	% w.r.t Total Number of convertible securities of the same Class	
1		0	0.00	0	0.00	0	0.00	0.00
	<b>TOTAL</b>	<b>0</b>	<b>0.00</b>	<b>0</b>	<b>0.00</b>	<b>0</b>	<b>0.00</b>	<b>0.00</b>

For SAFFRON INDUSTRIES LTD




MANAGING DIRECTOR

(I)(d) Statement showing details of locked-in shares

Sr. No.	Name of the shareholder	Number of locked-in shares	Locked-in shares as a percentage of total number of shares {i.e., Grand Total (A)+(B)+(C) indicated in Statement at para (I)(a) above}	Promoter / Promoter Group / Public
1		0	0.00	
	<b>TOTAL</b>	<b>0</b>	<b>0.00</b>	

For SAFFRON INDUSTRIES LTD

  
MANAGING DIRECTOR



(II)(a) Statement showing details of Depository Receipts (DRs)

Sr. No.	Type of outstanding DR (ADRs, GDRs, SDRs, etc.)	Number of outstanding DRs	Number of shares underlying outstanding DRs	Shares underlying outstanding DRs as a percentage of total number of shares {i.e., Grand Total (A)+(B)+(C) indicated in Statement at para (I)(a) above}
1		0	0	0
	<b>TOTAL</b>	<b>0</b>	<b>0</b>	<b>0</b>

(II)(b) Statement showing holding of Depository Receipts (DRs), where underlying shares held  
by 'promoter/promoter group' are in excess of 1% of the total number of shares

Sr. No.	Name of the DR Holder	Type of outstanding DR (ADRs, GDRs, SDRs, etc.)	Number of shares underlying outstanding DRs	Shares underlying outstanding DRs as a percentage of total number of shares {i.e., Grand Total (A)+(B)+(C) indicated in Statement at para (I)(a) above}
1		0	0	0
	<b>TOTAL</b>	<b>0</b>	<b>0</b>	<b>0</b>

For SAFFRON INDUSTRIES LTD



MANAGING DIRECTOR