


Introductory sub-table (I)(a)

Name of the Company:	SAFFRON INDUSTRIES LIMITED		
Scrip Code, Name of the scrip, class of security:	531436		
Quarter ended:	31/03/2015		
Partly paid-up shares:-	No. of partly paid-up shares	As a % of total no. of partly paid-up shares	As a % of total no. of shares of the company
Held by promoter/promoter group	NIL	NIL	NIL
Held by public	NIL	NIL	NIL
Total - D	NIL	NIL	NIL
Outstanding convertible securities:-	No. of outstanding securities	As a % of total no. of outstanding convertible securities	As a % of total no. of shares of the company, assuming full conversion of the convertible securities
Held by promoter/promoter group	NIL	NIL	NIL
Held by public	NIL	NIL	NIL
Total - E	NIL	NIL	NIL
Warrants:-	No. of warrants	As a % of total no. of warrants	As a % of total no. of shares of the company, assuming full conversion of warrants
Held by promoter/promoter group	NIL	NIL	NIL
Held by public	NIL	NIL	NIL
Total - F	NIL	NIL	NIL
Total paid-up capital of the company, assuming full conversion of warrants and convertible securities	7185200		

For SAFFRON INDUSTRIES LTD



MANAGING DIRECTOR


Statement Showing Shareholding Pattern

Company Name: SAFFRON INDUSTRIES LIMITED

Table (I)(a)

Category code	Category of Shareholder	Number of Shareholders	Total number of shares	Number of shares held in dematerialized form	Total shareholding as a percentage of total number of shares		Shares Pledged or otherwise encumbered	
					As a percentage of (A+B)1	As a percentage of (A+B+C)	Number of shares	As a percentage
(I)	(II)	(III)	(IV)	(V)	(VI)	(VII)	(VIII)	(IX) = (VIII)/(IV)*100
(A)	Shareholding of Promoter and Promoter Group							
1	Indian							
(a)	Individuals/ HUF	0	0	0	0.00	0.00	0	0.00
(b)	Central Govt./ State Govt.(s)	0	0	0	0.00	0.00	0	0.00
(c)	Bodies Corporate	8	1062800	963100	14.79	14.79	0	0.00
(d)	Financial Institutions/ Banks	0	0	0	0.00	0.00	0	0.00
(e)	Any Others(Specify)							
(e-i)	Directors Relatives	10	183533	108233	2.55	2.55	0	0.00
(e-ii)	Directors	6	3100217	1459117	43.15	43.15	0	0.00
	Sub Total(A)(1)	24	4346550	2530450	60.49	60.49	0	0.00
2	Foreign							
a	Individuals (NRI/Foreign Individu	0	0	0	0.00	0.00	0	0.00
b	Bodies Corporate	0	0	0	0.00	0.00	0	0.00
c	Institutions	0	0	0	0.00	0.00	0	0.00
d	Qualified Foreign Investor	0	0	0	0.00	0.00	0	0.00
e	Any Others(Specify)	0	0	0	0.00	0.00	0	0.00
	Sub Total(A)(2)	0	0	0	0.00	0.00	0	0.00
	Total Shareholding of Promoter and Promoter Group (A)= (A)(1)+(A)(2)	24	4346550	2530450	60.49	60.49	0	0.00


For SAFFRON INDUSTRIES LTD



MANAGING DIRECTOR

(B)	Public shareholding							
1	Institutions							
(a)	Mutual Funds/ UTI	1	7600	0	0.11	0.11	0	0.00
(b)	Financial Institutions / Banks	0	0	0	0.00	0.00	0	0.00
(c)	Central Government/ State Government(s)	0	0	0	0.00	0.00	0	0.00
(d)	Venture Capital Funds	0	0	0	0.00	0.00	0	0.00
(e)	Insurance Companies	0	0	0	0.00	0.00	0	0.00
(f)	Foreign Institutional Investors	1	686	686	0.01	0.01	0	0.00
(g)	Foreign Venture Capital Investors	0	0	0	0.00	0.00	0	0.00
(h)	Qualified Foreign Investor	0	0	0	0.00	0.00	0	0.00
(i)	Any Other (specify)	0	0	0	0.00	0.00	0	0.00
	Sub-Total (B)(1)	2	8286	686	0.12	0.12	0	0.00
B 2	Non-institutions							
(a)	Bodies Corporate	41	192858	186658	2.68	2.68	0	0.00
(b)	Individuals							
I	Ind-Hold nominal shr capital upto Rs.1L	1740	1600234	974624	22.27	22.27	0	0.00
II	Ind-Hold nominal shr capital in excess of Rs.1L	38	1031726	1008726	14.36	14.36	0	0.00
(c)	Qalified Foregin Investor	0	0	0	0.00	0.00	0	0.00
(d)	Any Other (specify)							
(d-i)	Others	0	0	0	0.00	0.00	0	0.00
(d-ii)	Clearing member	0	0	0	0.00	0.00	0	0.00
(d-iii)	NRIs	5	5546	5546	0.08	0.08	0	0.00
(d-iv)	NRI Corp Bodies	0	0	0	0.00	0.00	0	0.00
(d-v)	Foreign Corp Bodies (Including FDI)	0	0	0	0.00	0.00	0	0.00
(d-vi)	Customers	0	0	0	0.00	0.00	0	0.00
(d-vii)	Suppliers	0	0	0	0.00	0.00	0	0.00
(d-viii)	Foreign Nationals	0	0	0	0.00	0.00	0	0.00

For SAFFRON INDUSTRIES LTD



MANAGING DIRECTOR

(d-ix)	Trusts	0	0	0	0.00	0.00	0	0.00
(d-x)	Foreign (Promoters)	0	0	0	0.00	0.00	0	0.00
(d-xi)	Directors	0	0	0	0.00	0.00	0	0.00
(d-xii)	Directors Relatives	0	0	0	0.00	0.00	0	0.00
(d-xiii)	Foreign Individuals (Including FDI)	0	0	0	0.00	0.00	0	0.00
	Sub-Total (B)(2)	1824	2830364	2175554	39.39	39.39	0	0.00
(B)	Total Public Shareholding (B)= (B)(1)+(B)(2)	1826	2838650	2176240	39.51	39.51	0	0.00
	TOTAL (A)+(B)	1850	7185200	4706690	100.00	100.00	0	0.00
(C)	Shares held by Custodians and against which Depository Receipts have been issued							
1	Promoter and Promoter Group	0	0	0	0.00	0.00	0	0.00
2	Public -	0	0	0	0.00	0.00	0	0.00
	Sub-Total (C)	0	0	0	0.00	0.00	0	0.00
	GRAND TOTAL (A)+(B)+(C)	1850	7185200	4706690	100.00	100.00	0	0.00

For SAFFRON INDUSTRIES LTD


MANAGING DIRECTOR

(I)(b) Statement showing holding of securities (including shares, warrants, convertible securities) of persons belonging to the category "Promoter and Promoter Group"

Sr. No.	Name of the shareholder	Details of Shares held		Encumbered shares (*)			Details of warrants		Details of convertible securities		Total shares (including underlying shares assuming full conversion of warrants and convertible securities) as a % of diluted share capital
		Number of shares held	As a % of grand total (A) + (B) + (C)	No.	As a percentage	As a % of grand total (A)+(B)+(C) of sub-clause (I)(a)	Number of warrants held	As a % Total Number of warrants of the same Class	Number of convertible securities held	As a % Total Number of convertible securities of the same Class	
(I)	(II)	(III)	(IV)	(V)	(VI)	(VII)	(VIII)	(IX)	(X)	(XI)	(XII)
1	ANUPAMA MAHESHWARI	3400	0.05	0	0.00	0.00	0	0.00	0	0.00	0.00
2	ANUPAMA N MAHESHWARI	42500	0.59	0	0.00	0.00	0	0.00	0	0.00	0.00
3	ANUPAMA NIMISH MAHESHWARI	48160	0.67	0	0.00	0.00	0	0.00	0	0.00	0.00
4	MADHYADESH CONSTRUCTION AND FINANCE PVT	456500	6.35	0	0.00	0.00	0	0.00	0	0.00	0.00
5	MADHYADESH HOLDINGS PVT LTD	133700	1.86	0	0.00	0.00	0	0.00	0	0.00	0.00
6	MADHYADESH PRESS PVT LTD	1000	0.01	0	0.00	0.00	0	0.00	0	0.00	0.00
7	NAVA BHARAT PRESS (NAGPUR) PVT LTD	321700	4.48	0	0.00	0.00	0	0.00	0	0.00	0.00

For SAFFRON INDUSTRIES LTD



MANAGING DIRECTOR

8	NAVA BHARAT PRESS (NAGPUR) PVT.LTD.	300	0.00	0	0.00	0.00	0	0.00	0	0.00	0.00
9	NAVA BHARAT PRESS LTD	50200	0.70	0	0.00	0.00	0	0.00	0	0.00	0.00
10	NAVA BHARAT PRESS LTD	50200	0.70	0	0.00	0.00	0	0.00	0	0.00	0.00
11	NAVA BHARAT PRESS NAGPUR P LTD	49200	0.69	0	0.00	0.00	0	0.00	0	0.00	0.00
12	NILESH MAHESHWARI	3400	0.05	0	0.00	0.00	0	0.00	0	0.00	0.00
13	NIMISH MAHESHWARI	550000	7.66	0	0.00	0.00	0	0.00	0	0.00	0.00
14	NIMISH MAHESHWARI	3900	0.05	0	0.00	0.00	0	0.00	0	0.00	0.00
15	NIMISH VINOD MAHESHWARI	763917	10.63	0	0.00	0.00	0	0.00	0	0.00	0.00
16	SHRIRANGA MAHESHWARI	23400	0.33	0	0.00	0.00	0	0.00	0	0.00	0.00
17	SHRIRANGA VINOD MAHESHWARI	50695	0.71	0	0.00	0.00	0	0.00	0	0.00	0.00
18	SHRIRANGADEVI VINOD MAHESHWARI	100	0.00	0	0.00	0.00	0	0.00	0	0.00	0.00
19	SHUBHA MAHESHWARI	400	0.01	0	0.00	0.00	0	0.00	0	0.00	0.00
20	VAIBHAV N MAHESHWARI	2500	0.04	0	0.00	0.00	0	0.00	0	0.00	0.00
21	VINEETA JAJU	8978	0.13	0	0.00	0.00	0	0.00	0	0.00	0.00
22	VINOD MAHESHWARI	3900	0.05	0	0.00	0.00	0	0.00	0	0.00	0.00
23	VINOD MAHESHWARI	1063500	14.80	0	0.00	0.00	0	0.00	0	0.00	0.00
24	VINOD RAMGOPAL MAHESHWARI	715000	9.95	0	0.00	0.00	0	0.00	0	0.00	0.00
	TOTAL	4346550	60.49	0	0.00	0.00	0	0.00	0	0.00	0.00

(*) The term "encumbrance" has the same meaning as assigned to it in regulation 28(3) of the SAST Regulations, 2011

For SAFFRON INDUSTRIES LTD



MANAGING DIRECTOR

(I)(c)(i) Statement showing holding of securities (including shares, warrants, convertible securities) of persons belonging to the category "Public" and holding more than 1% of the total number of shares

Sr. No.	Name of the shareholder	Number of shares held	Shares as a percentage of total number of shares {i.e., Grand Total (A)+(B)+(C) indicated in Statement at para (I)(a) above}	Details of warrants		Details of convertible		Total shares (including underlying shares assuming full Conversion of warrants and convertible securities) as a % of diluted share capital
				Number of warrants held	As a % Total Number of warrants of the same Class	Number of convertible securities held	As a % Total Number of convertible securities of the same Class	
1	RAJU AJIT BHANDARI	100000	1.39	0	0.00	0.00	0	0.00
2	VIJAYABEN P PARIKH	91072	1.27	0	0.00	0.00	0	0.00
	TOTAL	191072	2.66	0	0.00	0.00	0	0.00

(I)(c)(ii) Statement showing holding of securities (including shares, warrants, convertible securities) of persons (together with PAC) belonging to the category "Public" and holding more than 5% of the total number of shares of the company

Sr. No.	Name(s) of the shareholder(s) and the Persons Acting in Concert (PAC) with them	Number of shares	Shares as a percentage of total number of shares {i.e., Grand Total (A)+(B)+(C) indicated in Statement at para (I)(a) above}	Details of warrants		Details of convertible		Total shares (including underlying shares assuming full Conversion of warrants and convertible securities) as a % of diluted share capital
				Number of warrants	As a % Total Number of warrants of the same Class	Number of convertible securities held	% w.r.t Total Number of convertible securities of the same Class	
1		0	0.00	0	0.00	0	0.00	0.00
	TOTAL	0	0.00	0	0.00	0	0.00	0.00

For SAFFRON INDUSTRIES LTD



MANAGING DIRECTOR

(I)(d) Statement showing details of locked-in shares

Sr. No.	Name of the shareholder	Number of locked-in shares	Locked-in shares as a percentage of total number of shares {i.e., Grand Total (A)+(B)+(C) indicated in Statement at para (I)(a) above}	Promoter / Promoter Group / Public
1		0	0.00	
	TOTAL	0	0.00	

For SAFFRON INDUSTRIES LTD



MANAGING DIRECTOR

(II)(a) Statement showing details of Depository Receipts (DRs)

Sr. No.	Type of outstanding DR (ADRs, GDRs, SDRs, etc.)	Number of outstanding DRs	Number of shares underlying outstanding DRs	Shares underlying outstanding DRs as a percentage of total number of shares {i.e., Grand Total (A)+(B)+(C) indicated in Statement at para (I)(a) above}
1		0	0	0
	TOTAL	0	0	0

(II)(b) Statement showing holding of Depository Receipts (DRs), where underlying shares held by 'promoter/promoter group' are in excess of 1% of the total number of shares

Sr. No.	Name of the DR Holder	Type of outstanding DR (ADRs, GDRs, SDRs, etc.)	Number of shares underlying outstanding DRs	Shares underlying outstanding DRs as a percentage of total number of shares {i.e., Grand Total (A)+(B)+(C) indicated in Statement at para (I)(a) above}
1		0	0	0
	TOTAL	0	0	0

For SAFFRON INDUSTRIES LTD



MANAGING DIRECTOR